

Slide 1 - Slide 1



The slide content area features a decorative horizontal bar at the top, consisting of a long purple segment followed by a series of smaller colored squares in purple, orange, green, blue, and red. Below this bar, the main title is displayed in a large, bold, purple font. A central button with a light gray gradient and rounded corners contains the word 'Start' in a dark gray font. At the bottom left, the 'Library' logo is shown, featuring a stylized bookshelf icon with vertical bars in red, blue, green, and orange, followed by the word 'Library' in a bold, orange, sans-serif font. At the bottom right, the 'LAURIER' logo is displayed in a bold, purple, sans-serif font, accompanied by a yellow maple leaf icon to its right.

Finding Canadian Company Annual Reports

Start

 Library

LAURIER 

Slide notes

Slide 2 - Slide 2



Public Companies:

- Issue securities traded on stock exchanges or in the over-the-counter market
- Satisfy strict reporting requirements established by securities authorities

Slide notes

This video will explain how to find annual reports for Canadian public companies.

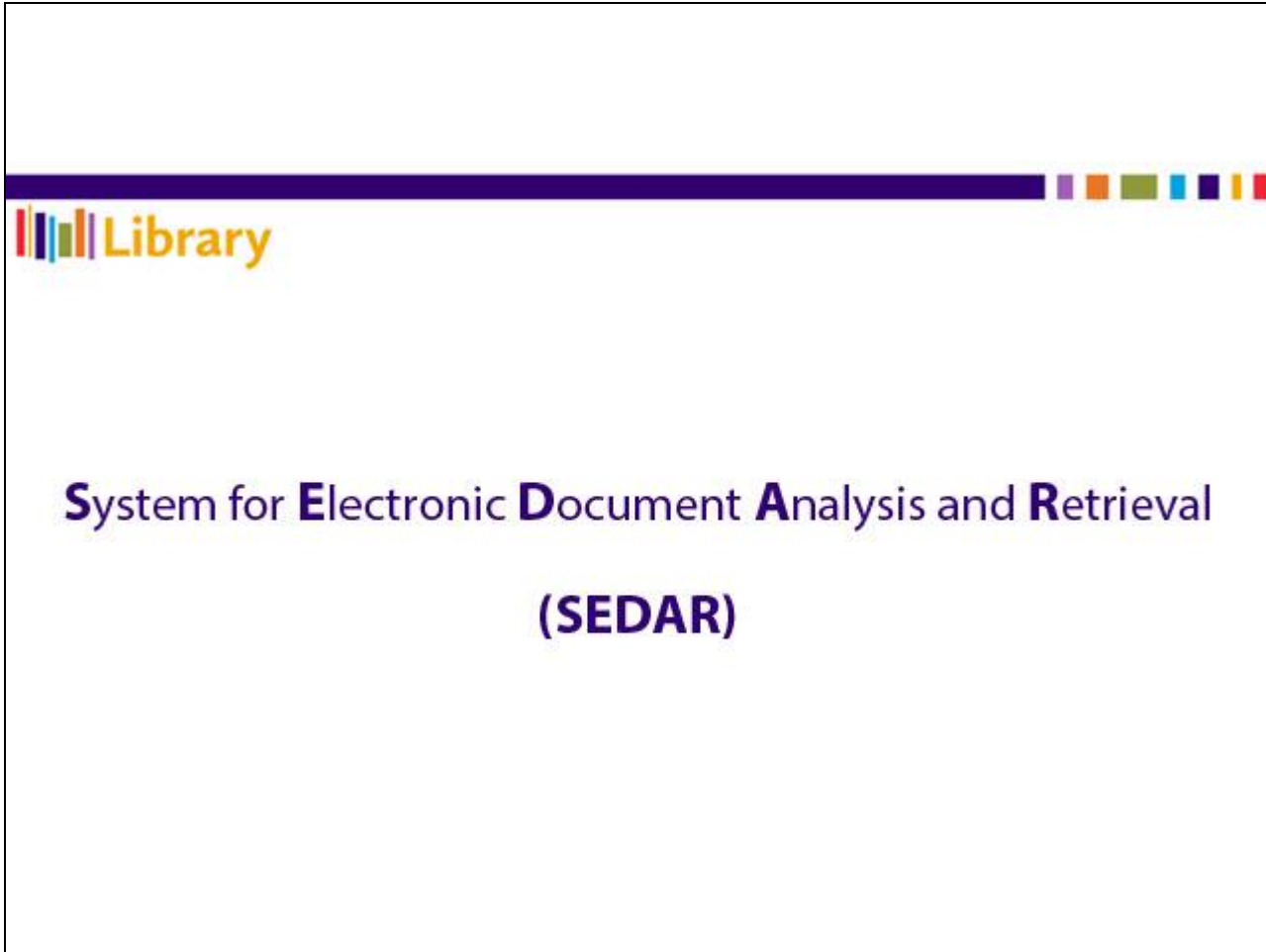
Annual reports are key resources for research on public companies, providing information on corporate governance, company strategy and audited financial statements.

Public companies issue securities that are traded on stock exchanges or on the over-the-counter market.

Public companies must satisfy strict reporting requirements that are established by securities authorities.

As a result, there is much more information available on publicly-traded companies compared to private companies, including annual reports.

Slide 3 - Slide 3

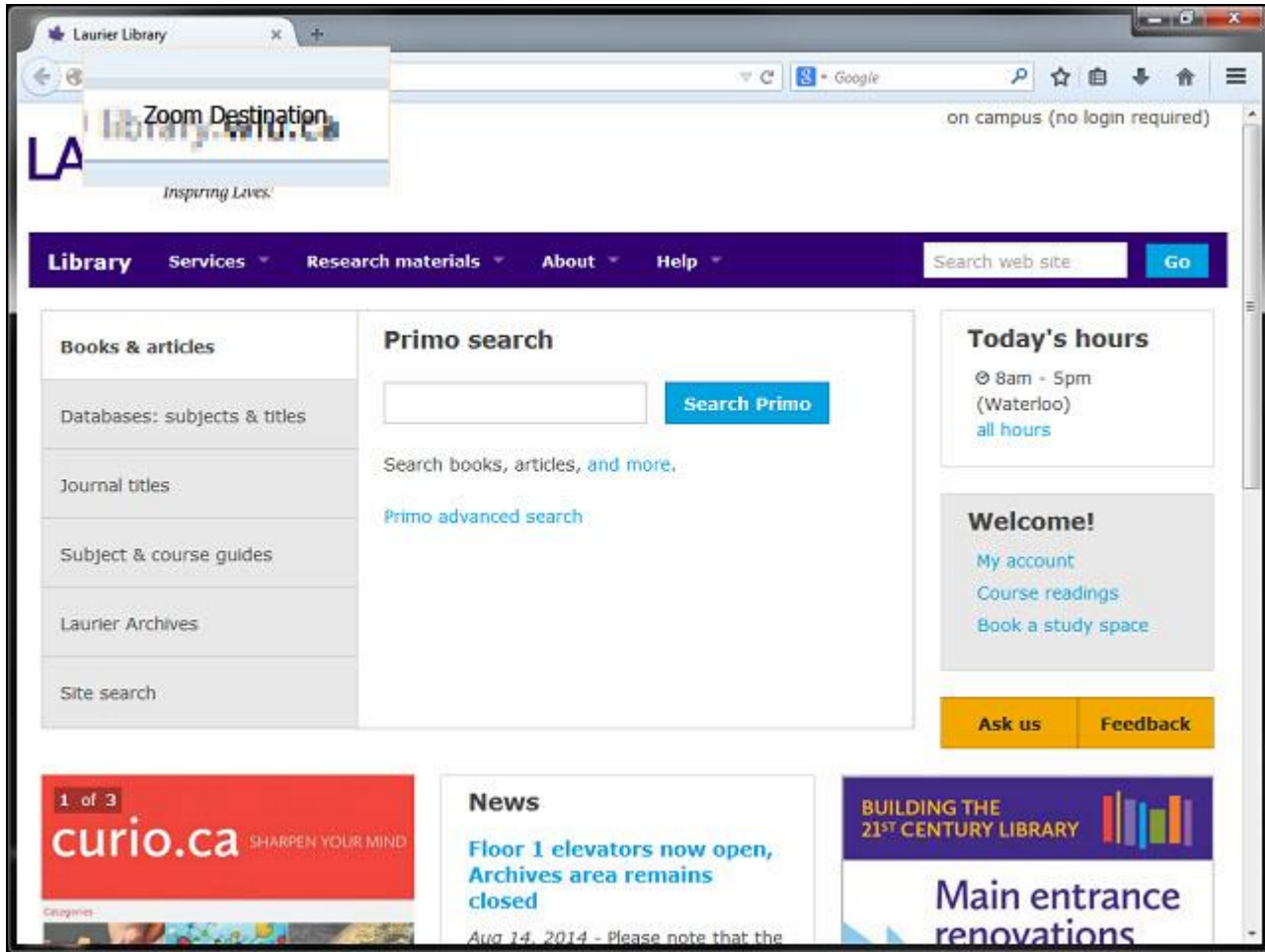


Slide notes

This video will show you how to find the annual reports of Canadian publicly-traded companies using SEDAR, the System for Electronic Document Analysis and Retrieval.

SEDAR is the official site for access to documents filed with Canadian securities administrators, such as annual reports.

Slide 4 - Slide 4

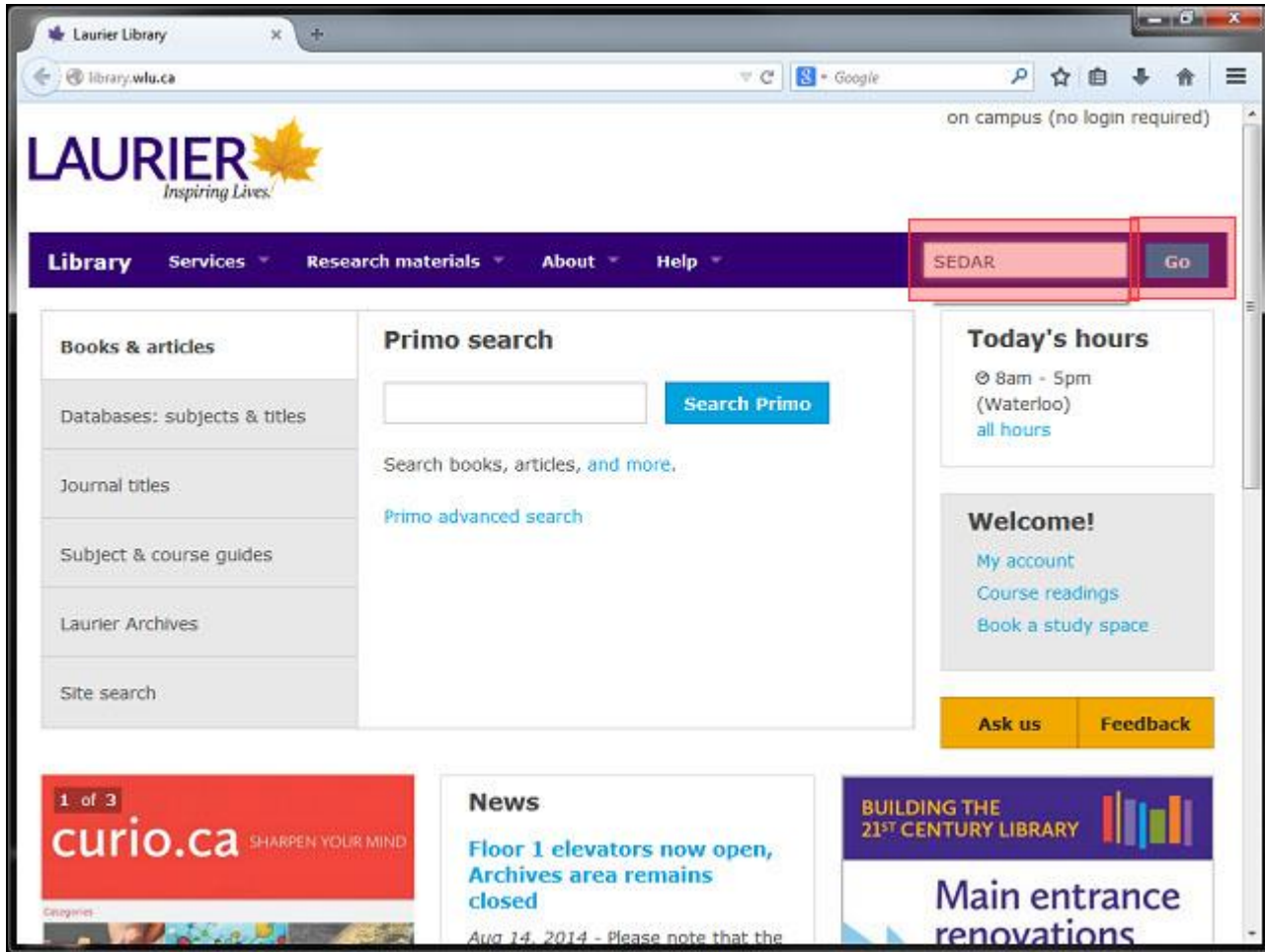


Slide notes

You can access SEDAR freely on the web, but you can also find it using the Library website.

Start at the Library homepage which is located at library.wlu.ca

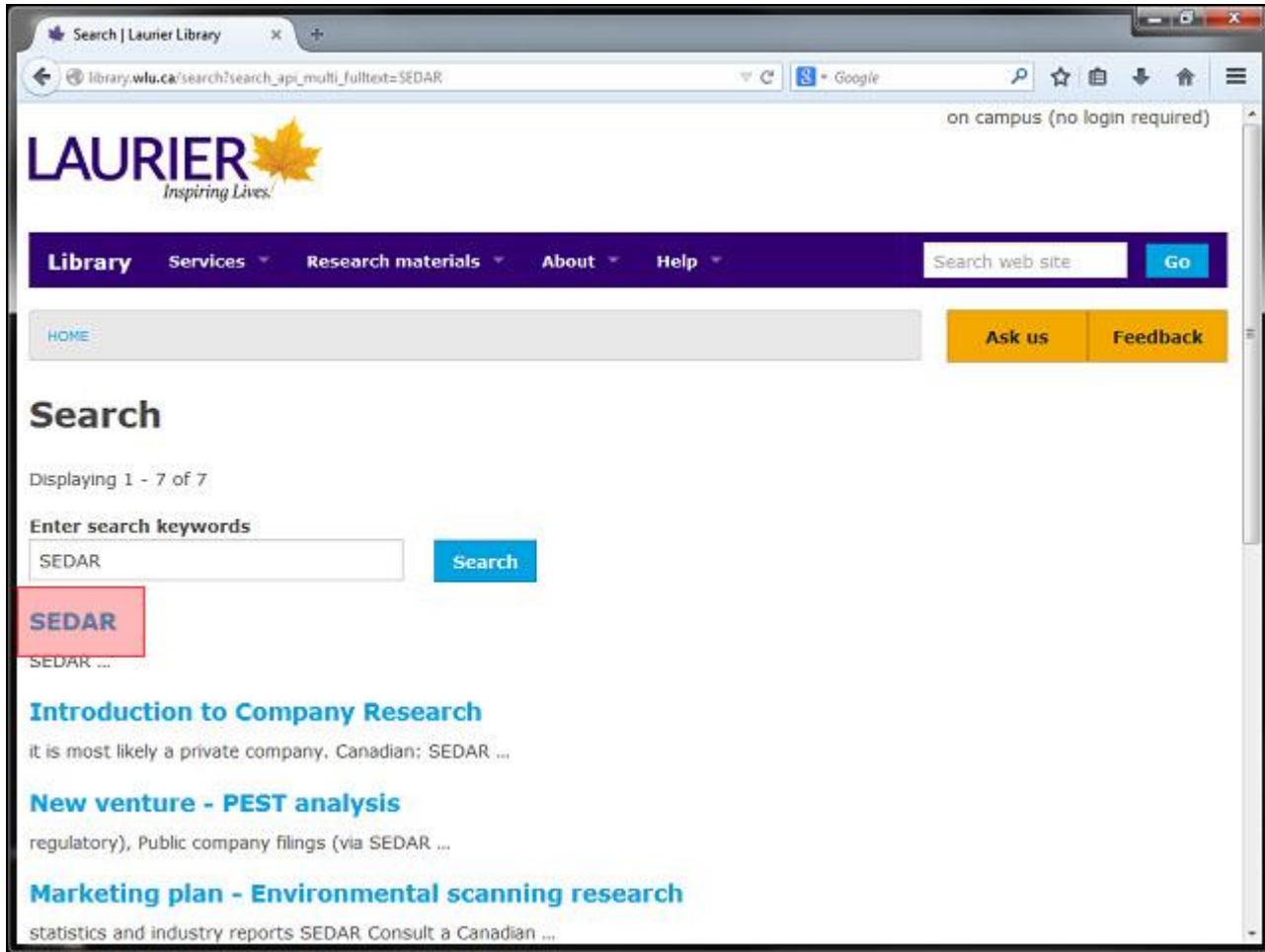
Slide 5 - Slide 5



Slide notes

Type SEDAR into the search box at the top right above the Library hours. Then click Go.

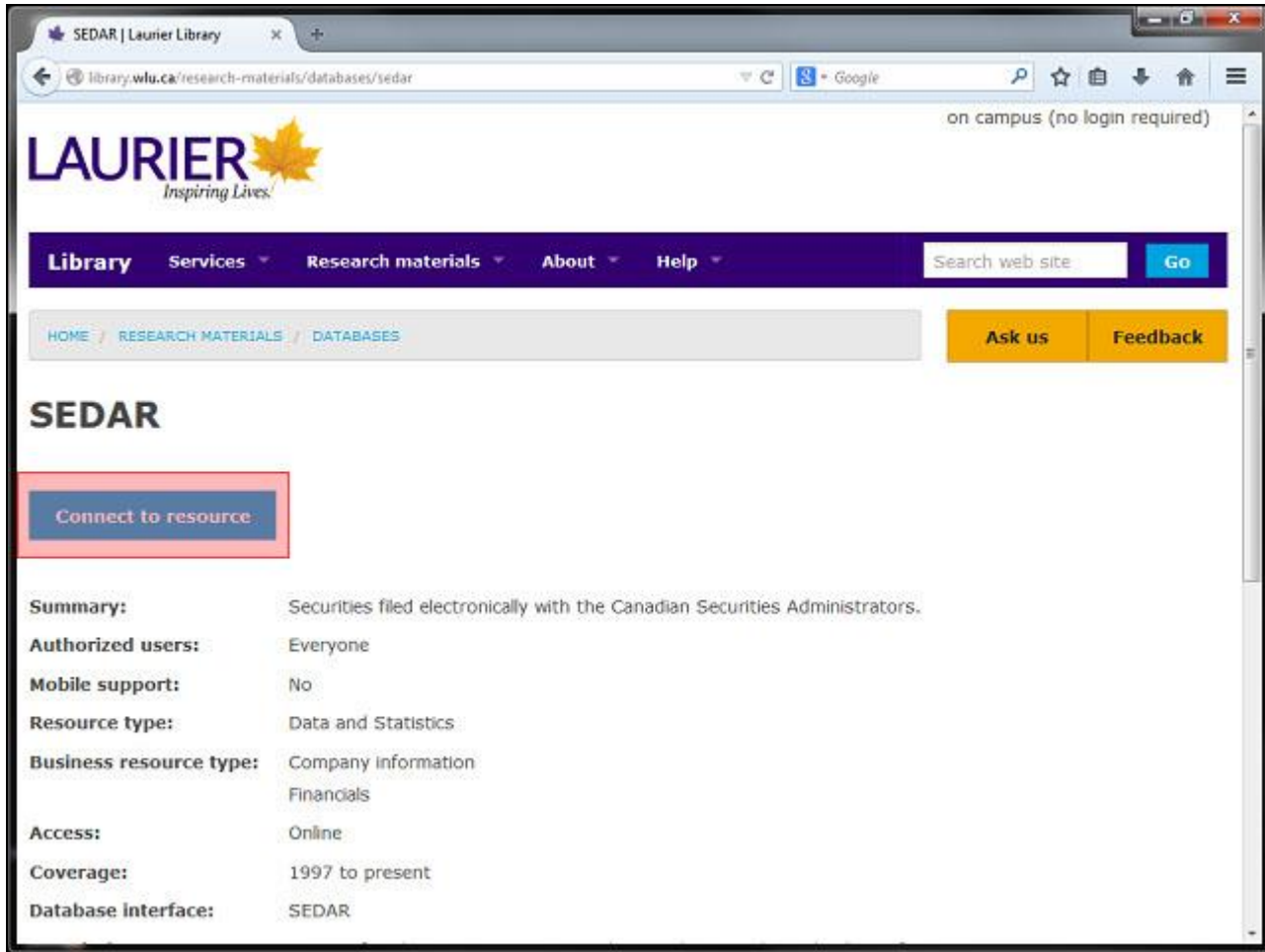
Slide 6 - Slide 6



Slide notes

Click the correct match in the results list.

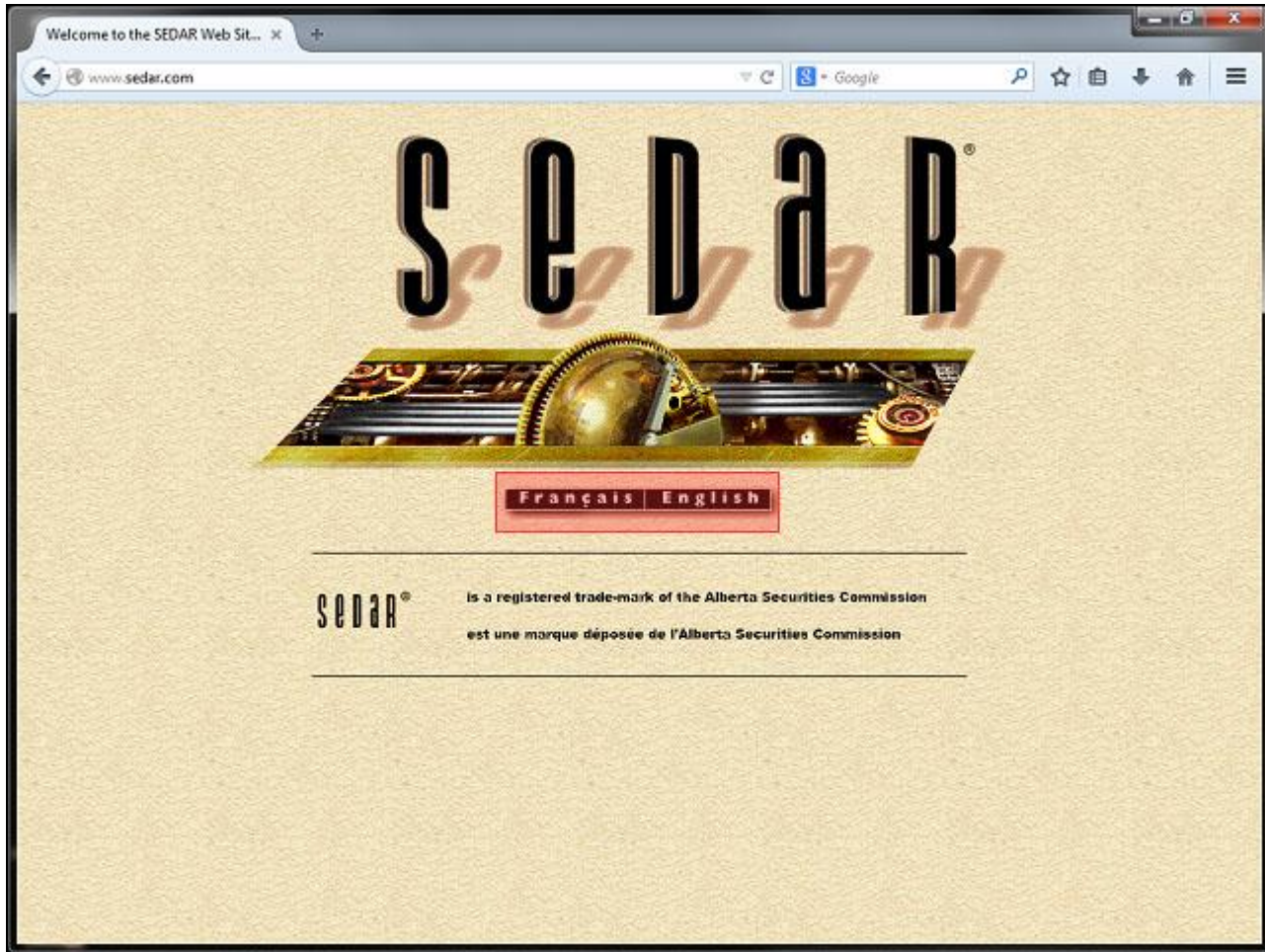
Slide 7 - Slide 7



Slide notes

On the following page, click "Connect to resource."

Slide 8 - Slide 8



Slide notes

Here is SEDAR's homepage. Select your language of choice.

Slide 9 - Slide 9

SEDAR Home Page

www.sedar.com/homepage_en.htm

Google

SEDAR

NEW FILINGS **SEARCH DATABASE** **COMPANY PROFILES** **WEB LINKS** **ABOUT SEDAR** **SITE HELP** **SEDAR RELEASE 85**

SEDAR HOMEPAGE

IMPORTANT NOTICE OF CHANGES AND ASSIGNMENT dated January 11, 2014

On January 11, 2014, the operation of SEDAR and the SEDAR website was transferred from CDS INC. to a new service provider engaged by the British Columbia Securities Commission, Alberta Securities Commission, Ontario Securities Commission and Autorité des marchés financiers, as representative stakeholders of the thirteen Provincial and Territorial securities regulatory authorities of Canada.

The rights and obligations of CDS INC. in certain SEDAR forms, as well as the SEDAR website Terms of Use and Privacy Statement appearing on the SEDAR website, were assigned as of January 11, 2014, to the Alberta Securities Commission ("ASC"), as the representative securities regulatory authority authorized to grant licenses and enter into agreements with users of SEDAR and the SEDAR website. Commencing January 11, 2014, the ASC will be party to and manage the contractual relations with all users of SEDAR and the SEDAR website.

As a result, consequential amendments, including those related to the payment of fees pursuant to Multilateral Instrument 13-102, System Fees for SEDAR and NRD, have been integrated into the Terms of Use and Privacy Statement appearing on this page, as well as into the various SEDAR forms made available through this website in order to reflect the above-mentioned changes.

welcome

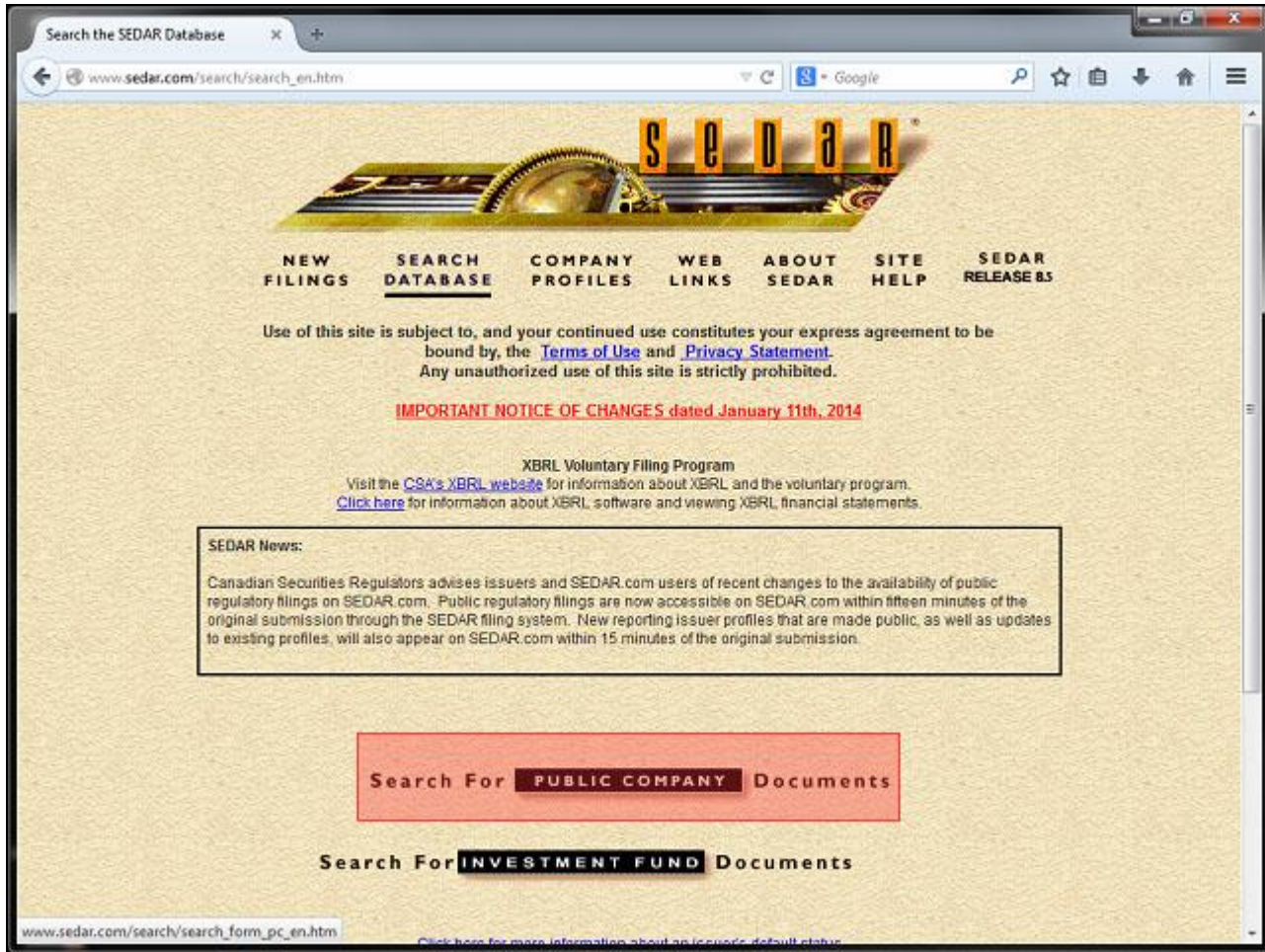
www.sedar.com is the official site that provides access to most public securities documents and information filed by public companies and investment funds with the thirteen provincial and territorial securities regulatory authorities ("Canadian Securities

www.sedar.com/search/search_en.htm

Slide notes

Click on "Search Database" from the menu options at the top just above where it says SEDAR Homepage.

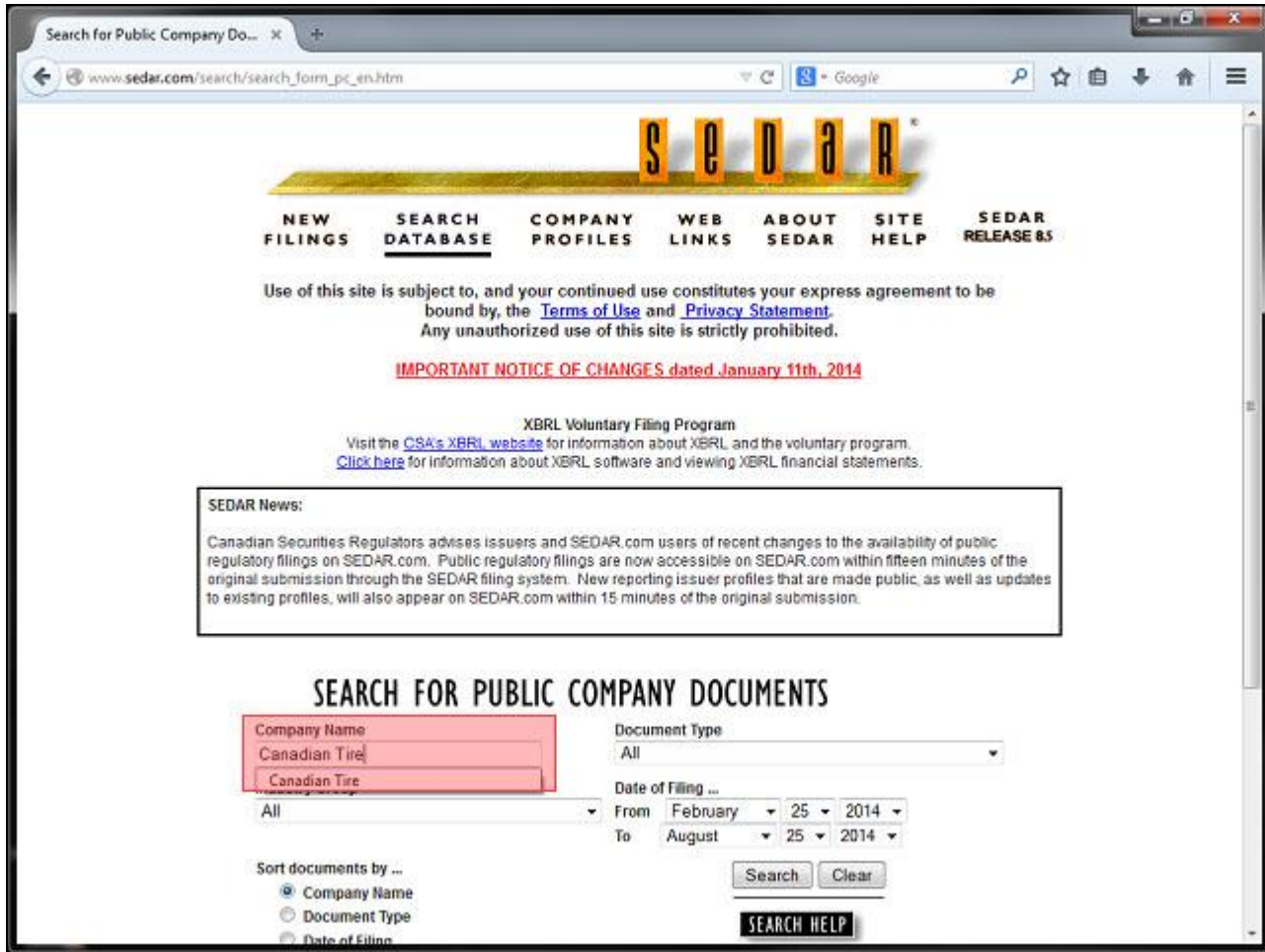
Slide 10 - Slide 10



Slide notes

On the next page, click "Search for Public Company Documents."

Slide 11 - Slide 11

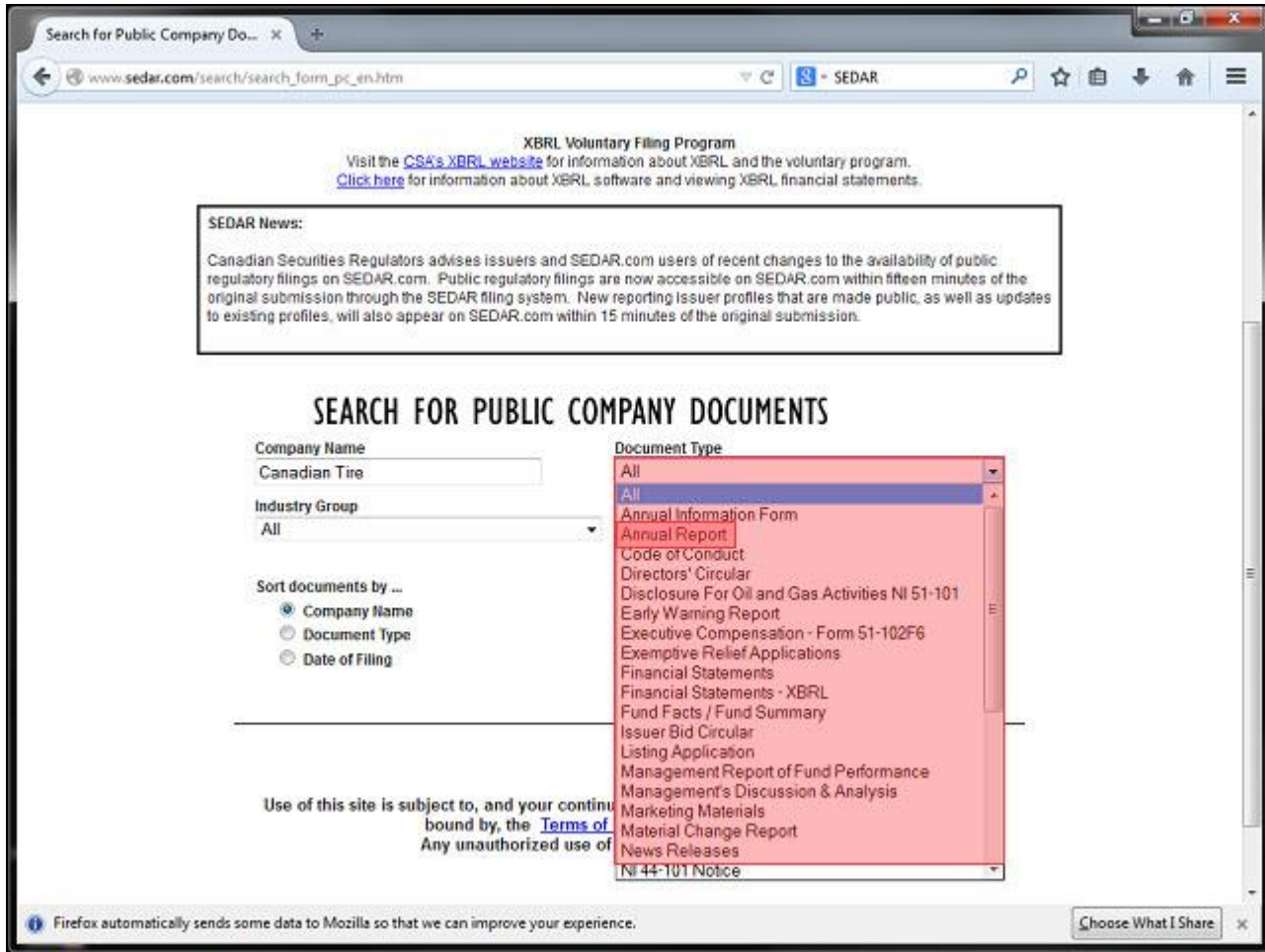


Slide notes

Type the name of the company in the Company Name search box.

In this example I will use Canadian Tire.

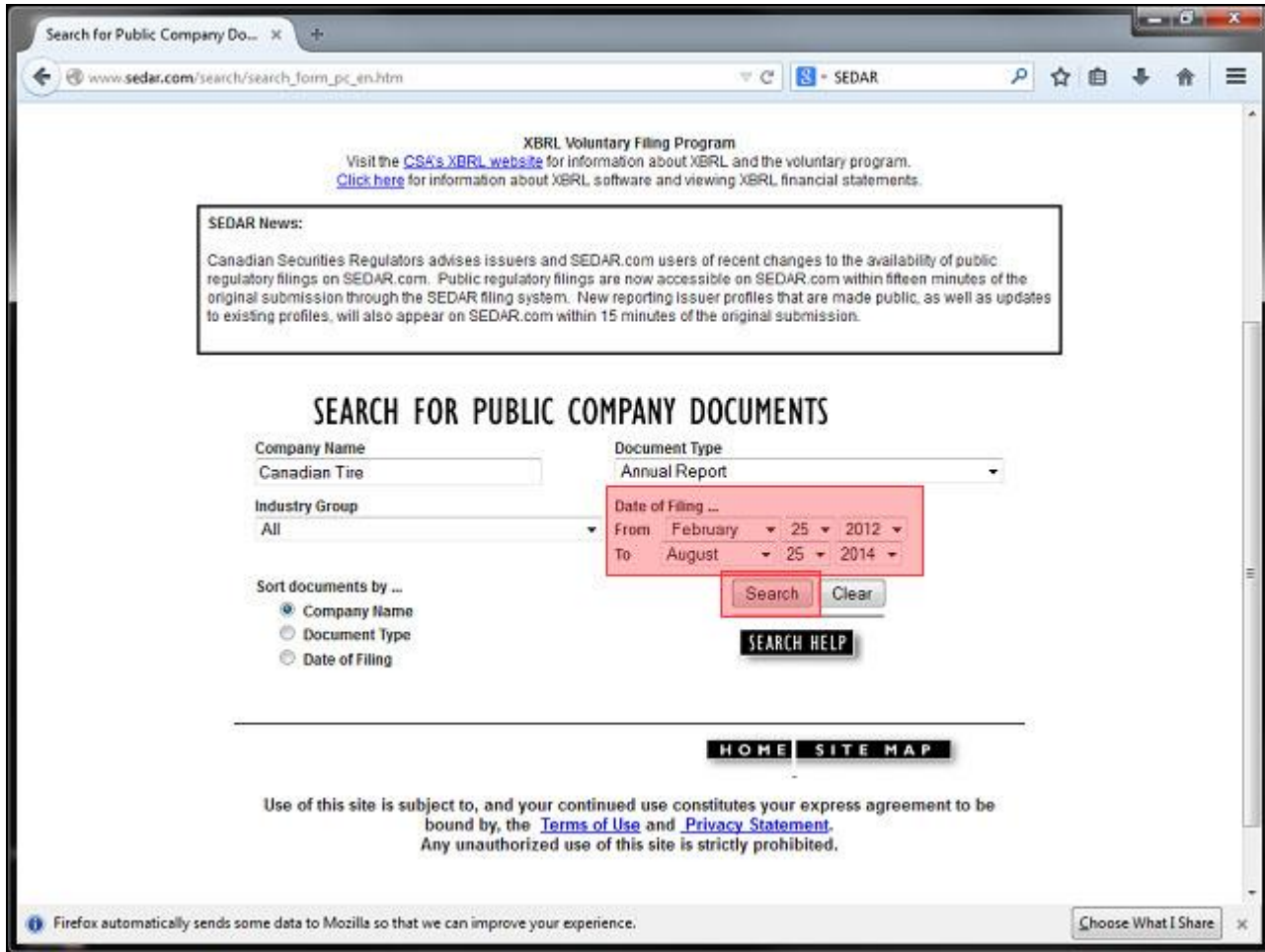
Slide 12 - Slide 12



Slide notes

Using the drop-down menu under Document type, select Annual Report.

Slide 13 - Slide 13



Slide notes

Finally, select the date range for the filings you are interested in. Filings in SEDAR go back to 1997 when available. Click Search.

Slide 14 - Slide 14

Public Companies Search Results

www.sedar.com/FindCompanyDocuments.do

Company Search: Canadian Tire
 Industry Group: All
 Document Selection: Annual Report

Sorted: By Issuer
 Date From: February 25 2012
 Date To: August 25 2014

Search results 1-6

Company Name	Date of Filing	Time of Filing	Document Type	File Format	File Size
Canadian Tire Corporation, Limited	Mar 24 2014	16:01:38 ET	Annual report - English	PDF	7008 K
Canadian Tire Corporation, Limited	Mar 18 2013	16:44:34 ET	Annual report - English	PDF	3989 K
Canadian Tire Corporation, Limited	Mar 20 2012	17:10:23 ET	Annual report - English	PDF	4960 K
Canadian Tire Corporation, Limited	Mar 24 2014	16:01:38 ET	Annual report - French	PDF	5568 K
Canadian Tire Corporation, Limited	Mar 18 2013	16:44:34 ET	Annual report - French	PDF	3994 K
Canadian Tire Corporation, Limited	Mar 20 2012	17:10:23 ET	Annual report - French	PDF	5049 K

MODIFY THIS SEARCH

HOME SITE MAP

Use of this site is subject to, and your continued use constitutes your express agreement to be bound by, the [Terms of Use](#) and [Privacy Statement](#). Any unauthorized use of this site is strictly prohibited.

Slide notes

The list of results appear with the most recent listed first and includes versions in both official languages.

To view the document, click on the link under the Document Type column

Slide 15 - Slide 15

Download SEDAR Filings - Code Verification and Accept Terms of Use

IMPORTANT NOTICE OF CHANGES AND ASSIGNMENT dated January 11, 2014

On January 11, 2014, the operation of SEDAR and the SEDAR website was transferred from CDS INC. to a new service provider engaged by the British Columbia Securities Commission, Alberta Securities Commission, Ontario Securities Commission and Autorité des marchés financiers, as representative stakeholders of the thirteen Provincial and Territorial securities regulatory authorities of Canada.

The rights and obligations of CDS INC. in certain SEDAR forms, as well as the SEDAR website Terms of Use and Privacy Statement appearing on the SEDAR website, were assigned as of January 11, 2014, to the Alberta Securities Commission ("ASC"), as the representative securities regulatory authority authorized to grant licenses and enter into agreements with users of SEDAR and the SEDAR website. Commencing January 11, 2014, the ASC will be party to and manage the contractual relations with all users of SEDAR and the SEDAR website.


As a result, consequential amendments, including those related to the payment of fees pursuant to Multilateral Instrument 13-102, System Fees for SEDAR and NRD, have been integrated into the Terms of Use and Privacy Statement appearing on this page, as well as into the various SEDAR forms made available through this website in order to reflect the above-mentioned changes.

Terms of Use

These Terms of Use were last updated on January 11, 2014

The following terms of use (the "Terms of Use") are an agreement between the Alberta Securities Commission (the "ASC") and the user of the SEDAR website. For a printer friendly version of the complete Terms of Use, [click here](#).

Code Verification



[What's this?](#)
[Enlarge Code](#)

Type in the box below the characters (case sensitive) shown in the above Code and click "Accept" or press "Enter." By clicking "Accept" or pressing "Enter," I acknowledge having read the Terms of Use which govern my use of this web site and accept and agree to be bound by these Terms of Use.


Firefox automatically sends some data to Mozilla so that we can improve your experience. Choose What I Share

Slide notes

You will be prompted to enter the code. Note that it is case sensitive.

Once you have typed the code, click Accept.

Slide 16 - Slide 16



Slide notes

The PDF version of the annual report will open.

And that's all there is to finding annual reports for Canadian publicly-traded companies using SEDAR.

Slide 17 - Slide 17

The slide features a central heading "More business information" in a large, bold, purple font. Below the heading is a horizontal navigation menu with five items: "Databases", "Industry research", "Company research", "Country research", and "Statistics". The "Company research" item is highlighted with a grey background. Below the menu, the URL "library.wlu.ca/subject/business" is displayed in a purple font. At the bottom of the slide, there is a decorative horizontal bar with a purple gradient and a row of small colored squares. The bottom left corner contains the "Library" logo with a colorful bar, and the bottom right corner contains the "LAURIER" logo with a yellow maple leaf.

Slide notes

If you want to continue with your company research, visit the Library's Business Subject Guide at library.wlu.ca/subject/business for more resources.

Slide 18 - Slide 18

More videos



library.wlu.ca/help/tutorials



Slide notes

If you are unable to find your company in SEDAR, it might be because your company is privately-held and not publicly-traded.

To learn how to determine if the company you are researching is public or private, watch the short video tutorial called "Is Your Company Public or Private?"

You can find it, along with many other useful video tutorials, at library.wlu.ca/help/tutorials.

Slide 19 - Slide 19

Questions?



library.wlu.ca/help/askus



Slide notes

If you have any other questions, just ask us.